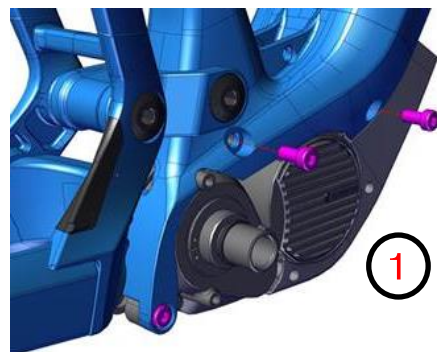
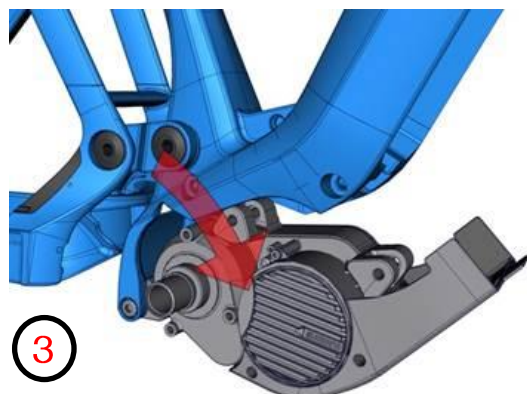


# DROPPER POST INSTALLATION AMP MTB

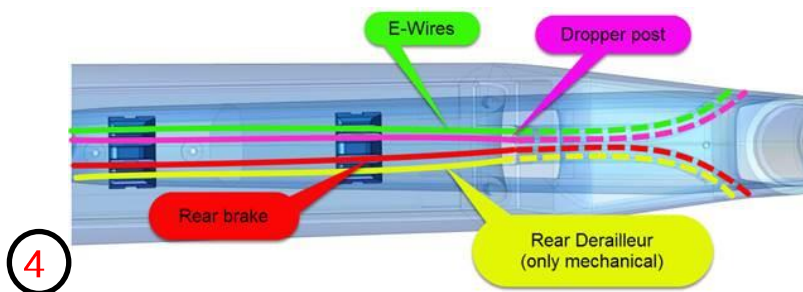
1. Remove battery
2. Undo the two forward facing drive unit bolts (images 1&2)



3. Carefully flip drive unit down. Watch for those electrical wired to not get pulled off ! (image 3)



4. Route your dropper post cable in the guides as shown (image 4)



5. Route your dropper post cable in the guides as shown (image 5)

